

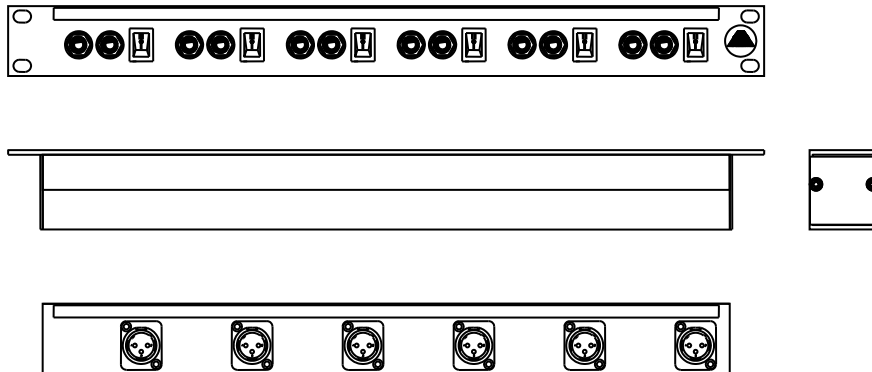
Tech Data

INSULATORS AND ADAPTORS

DIRECT BOX

SEVERAL CHANNELS

AR Format (Rack mount box)



Description

- AR box (Rack mount box) with up to **6 Adapted Direct Connections** from high to low impedance, **6 Link Connections** and one **Ground Lift switch** per each input: to open the circuit, if it's necessary, in the ground contact with the earth (chassis).
- **Front panel:** up to 6 Jack 1/4" connectors (for direct connection from a high impedance output) + up to 6 Jack 1/4" connectors (Link connection) + up to 6 Ground Lift switches.
- **Rear panel:** up to 6 XLR M connectors (for direct connection to a low impedance input).
- Customizable product:
 - Election of connector.
 - Box format: AR Box (rack mount box), MF 5 Box (bolt box)
 - Number of channels (2,4...).

Application

Situations in which the adaptation from line levels to low impedance input (micro input), having the original signal duplicated and eliminating ground loops, is required.

Tech Data

INSULATORS AND ADAPTORS

DIRECT BOX

SEVERAL CHANNELS

AR Format (Rack mount box)

Electrical Characteristics

Maximum Input. Level	50 Hz, 0.4% THD+N	+10 dBu
	1KHz, 1% THD+N	+ 26 dBu
Source Impedance	20 K Ω	
Load Impedance	200 Ω	
Gain <i>(Balanced Inputs/Outputs)</i>	Mín: - 23 dB	
THD + N <i>(+4 dBu, 1KHz)</i>	≤ 0.01%	
Frequency Response <i>(20 Hz - 20 KHz)</i>	± 0.03 dB	
SNR <i>(+ 4 dBu, 1KHz, BW 20 KHz)</i>	98 dB	
CMRR <i>(+ 4 dBu, 1KHz)</i>	90 dB	

Physical Characteristics

Box Panel

Extruded Aluminium.

6063 Alloy.

T5 Treatment

Painted Finish:

- Electrostatic Coating Powder 100-150 μ .
- Colour HB Black gloss Texture.

Union plates

Steel

Painted Finish:

- Electrostatic Coating Powder 100-150 μ .
- Colour Textured Matte Black.

Dimensions

483 × 44.5 × 150 mm

Tech Data


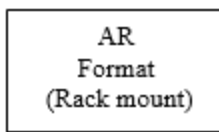
INSULATORS AND ADAPTORS

DIRECT BOX

SEVERAL CHANNELS

AR Format (Rack mount box)

Profile View



Components

- Up to 12 JACK 1/4"(1) connectors
- Up to 6 XLR-3-M(1) connectors Ref.: Neutrik NC3MDL1
- Up to 6 Gnd Lift switches

(1) Customizable product, choose connector depending on necessity.

Covers

Calibrated Steel sheet of de 1.5mm

Serigraphy

PVC 300 μ

Measurements

All test are performed with calibrated tools according to ISO 9001 (ISO 9001:2015).

Audio measurements are done with **AudioPrecision APx515**.

Tech Data

INSULATORS AND ADAPTORS

DIRECT BOX

SEVERAL CHANNELS

AR Format (Rack mount box)



Web: www.pinanson.com
@: pinanson@pinanson.com

PINANSON S.L
Avda. Constitucion, 40. Mondejar (Guadalajara). SPAIN.
Telephone: +34 949 385 444 · Fax: +34 949 385 643

Review: January 2018

For possible changes due to continuous product improvements; Pinanson S.L. reserves the right to change the showed data in this document without notice. The data presented here correspond to the time it was compiled.

